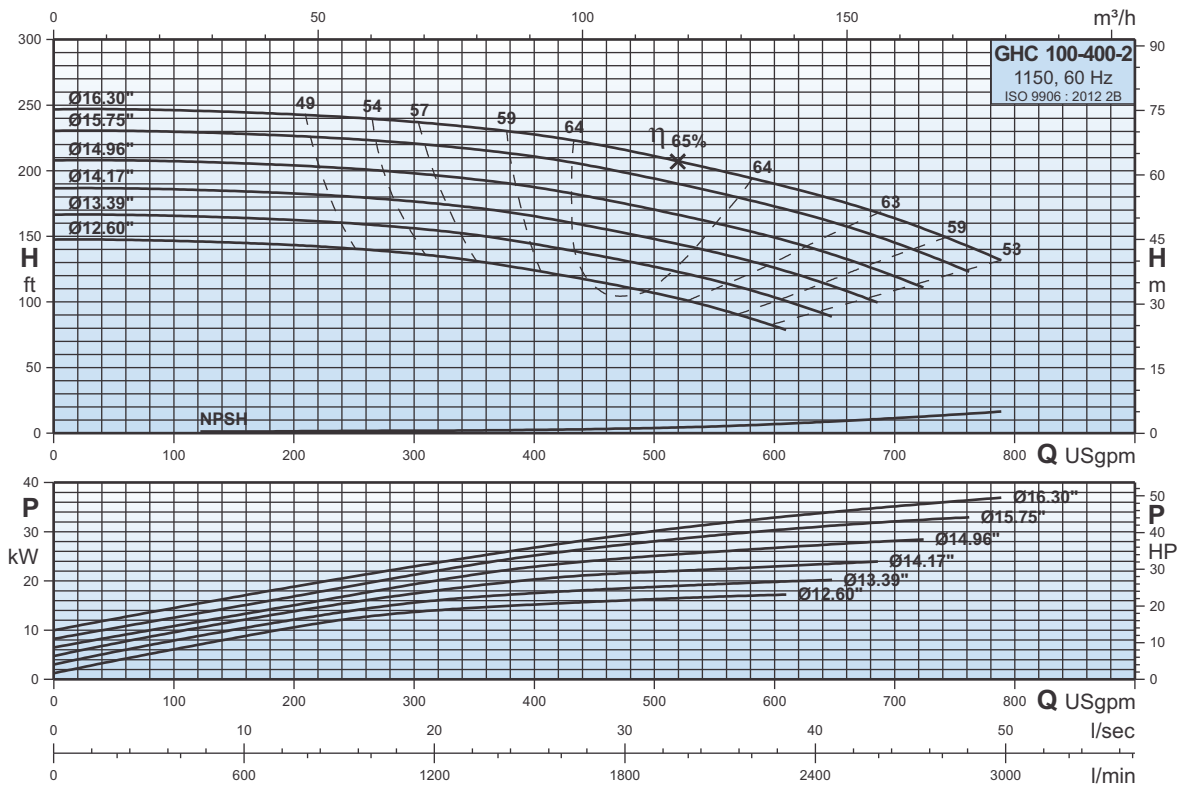


GHC 100-400-2

Curvas Características
Characteristic Curves
Courbes Caractéristiques

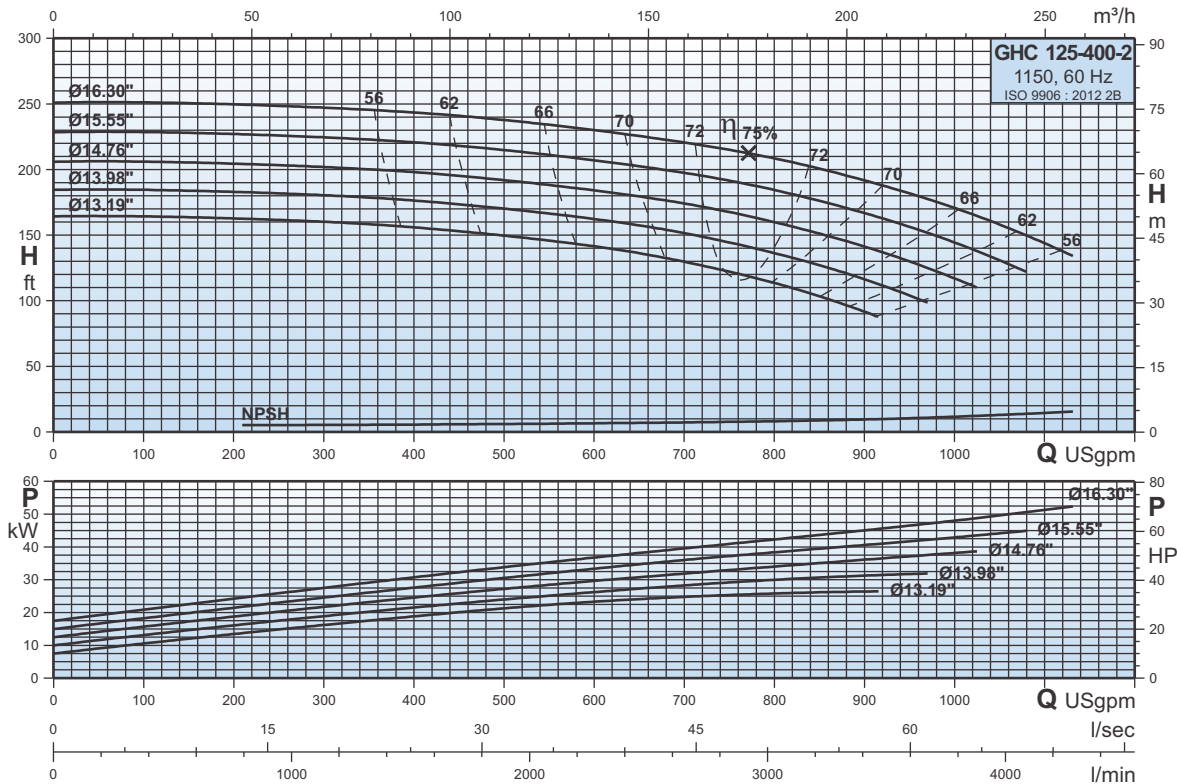
1150



GHC 125-400-2

Curvas Características
Characteristic Curves
Courbes Caractéristiques

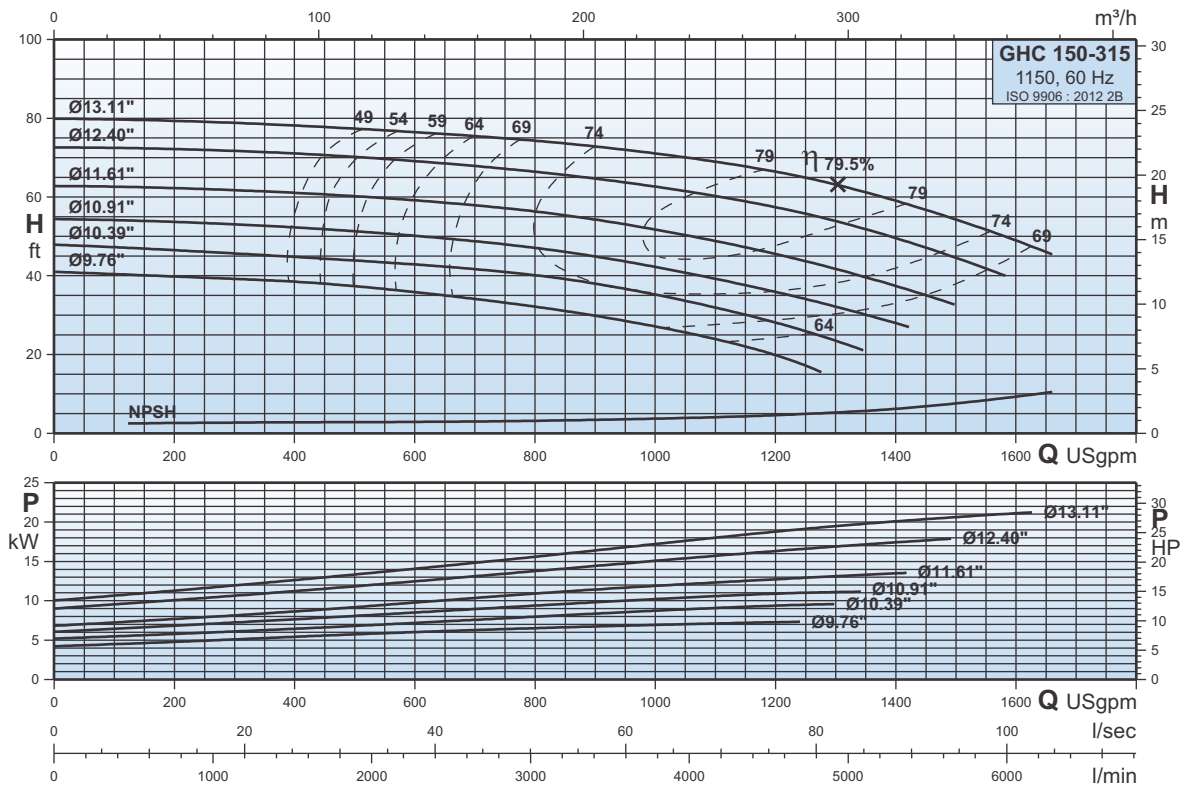
1150



GHC 150-315

Curvas Características
Characteristic Curves
Courbes Caractéristiques

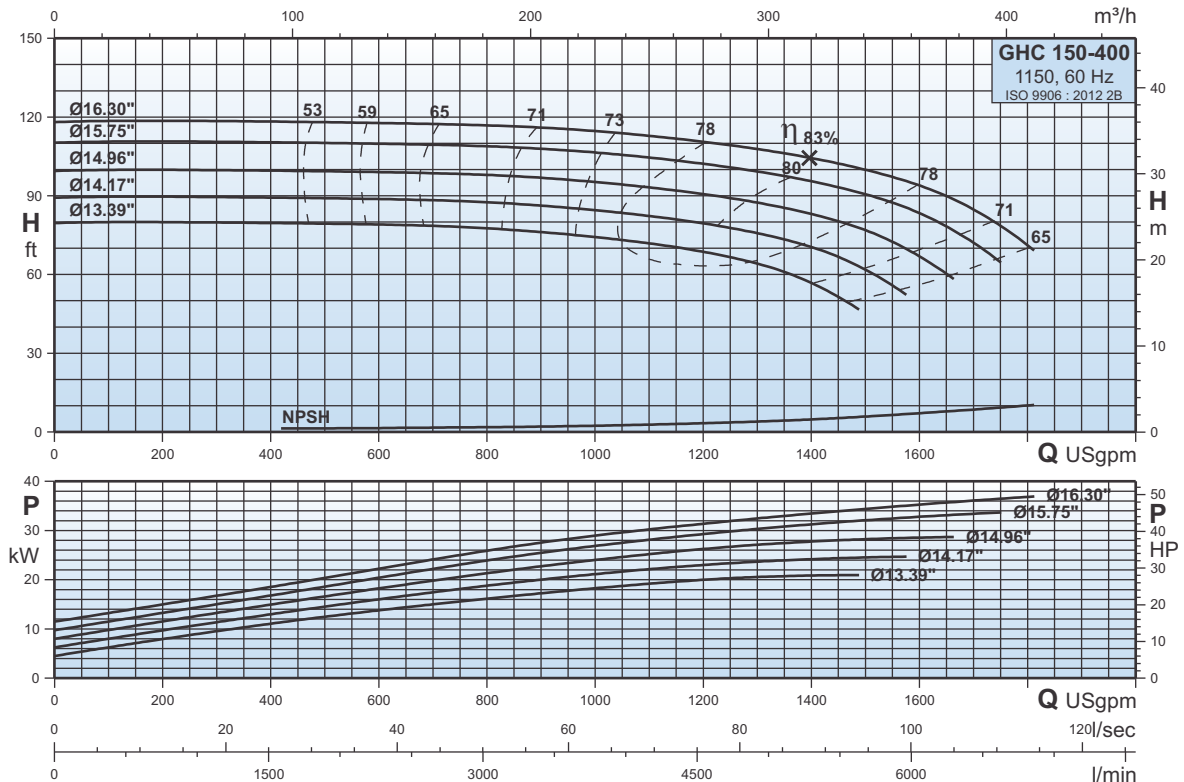
1150



GHC 150-400

Curvas Características
Characteristic Curves
Courbes Caractéristiques

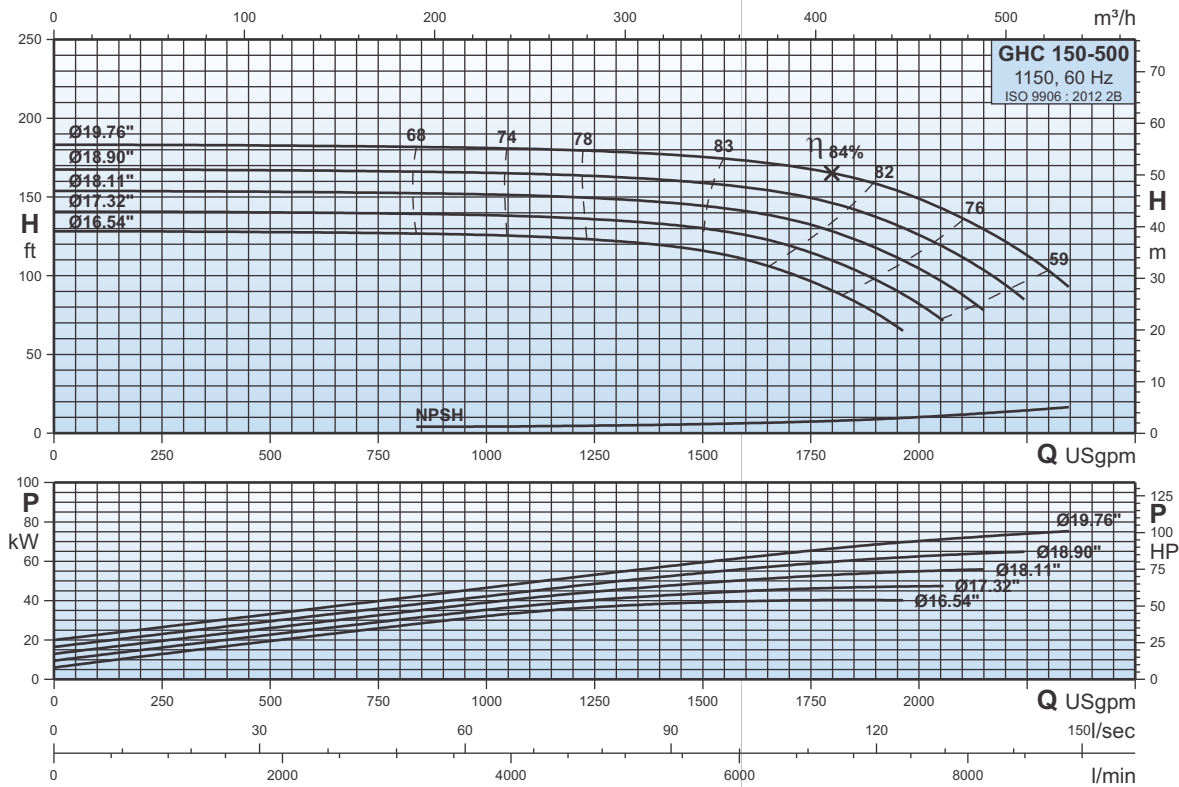
1150



GHC 150-500

Curvas Características
Characteristic Curves
Courbes Caractéristiques

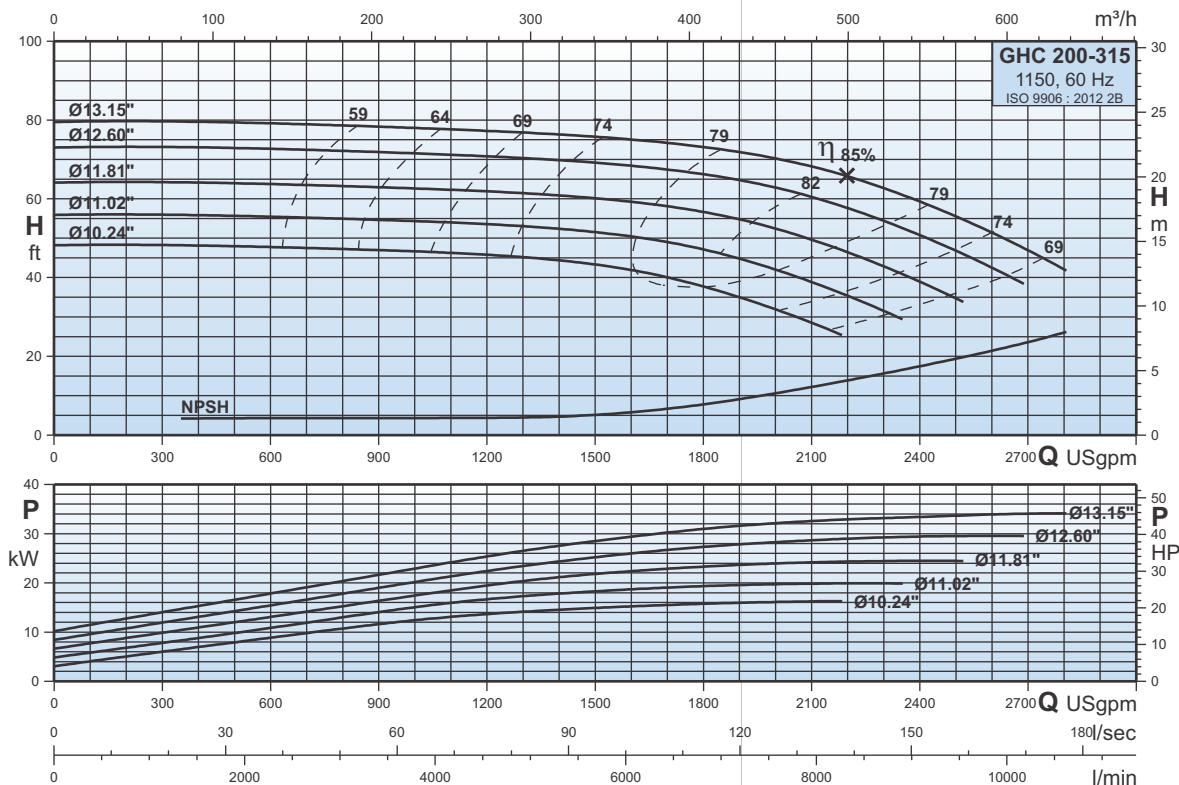
1150



GHC 200-315

Curvas Características
Characteristic Curves
Courbes Caractéristiques

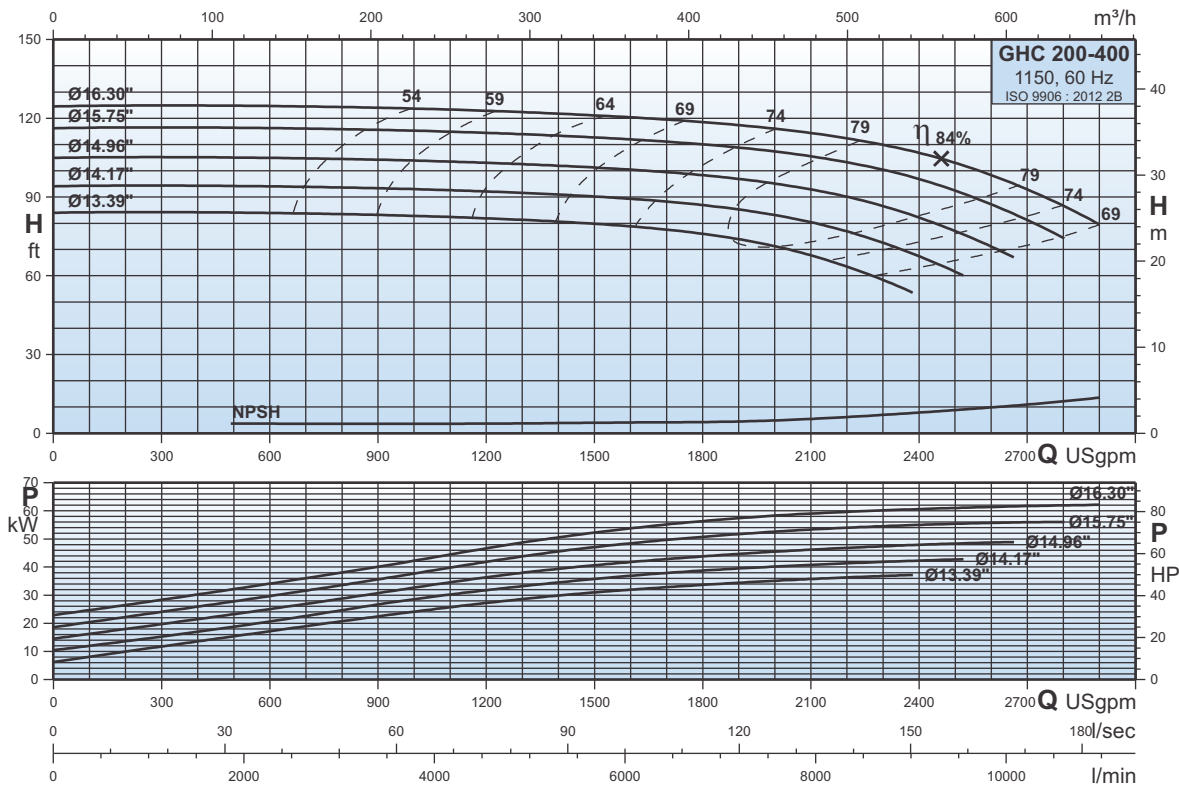
1150



GHC 200-400

Curvas Características
Characteristic Curves
Courbes Caractéristiques

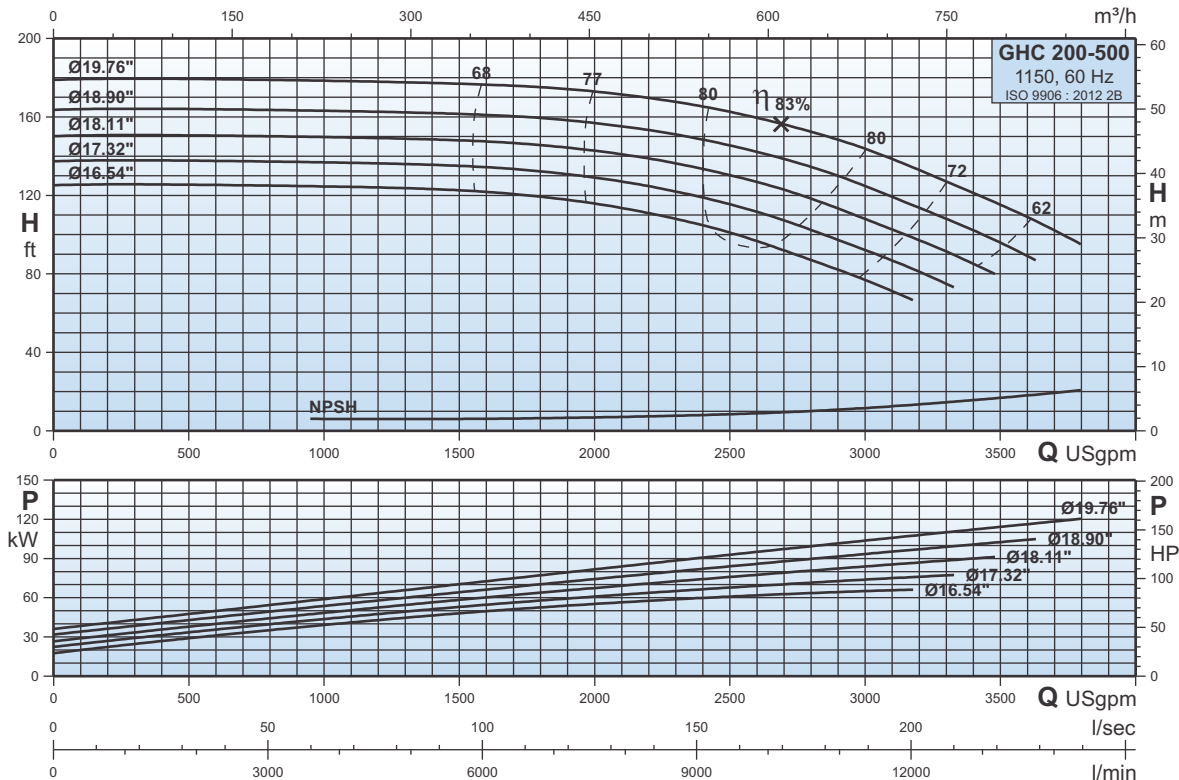
1150



GHC 200-500

Curvas Características
Characteristic Curves
Courbes Caractéristiques

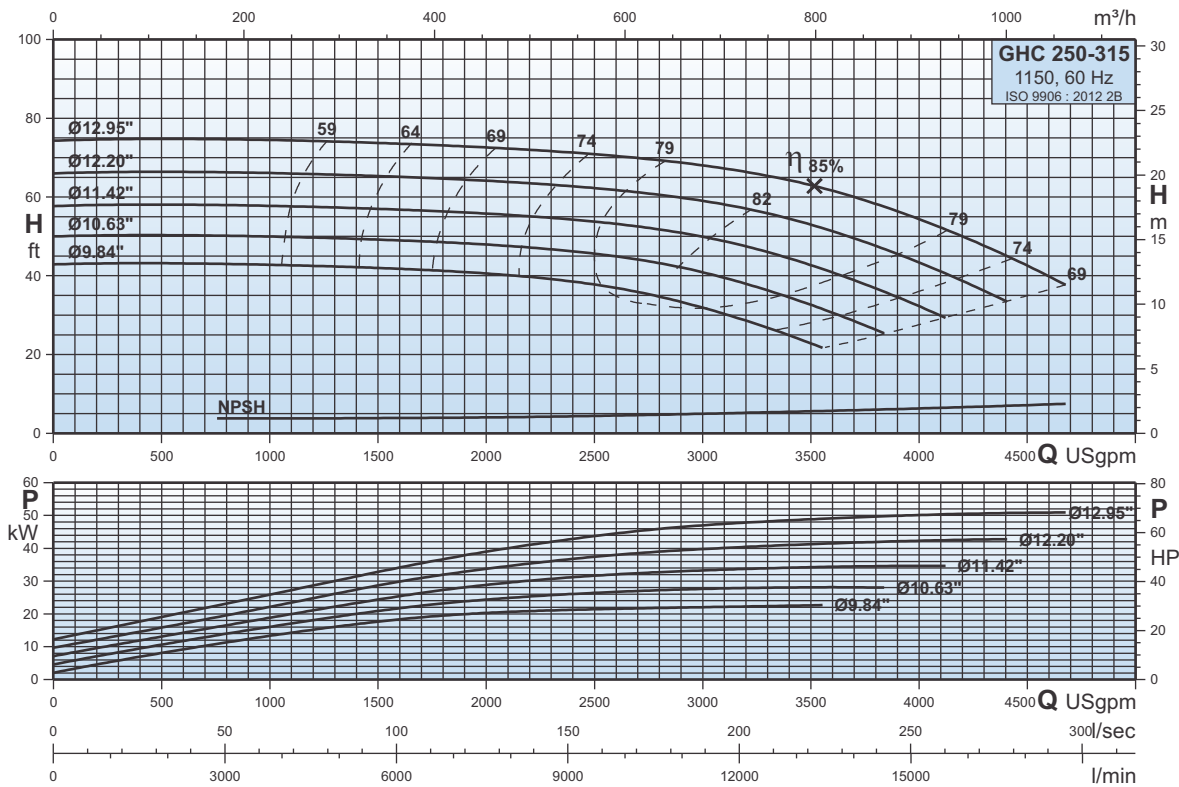
1150



GHC 250-315

Curvas Características
Characteristic Curves
Courbes Caractéristiques

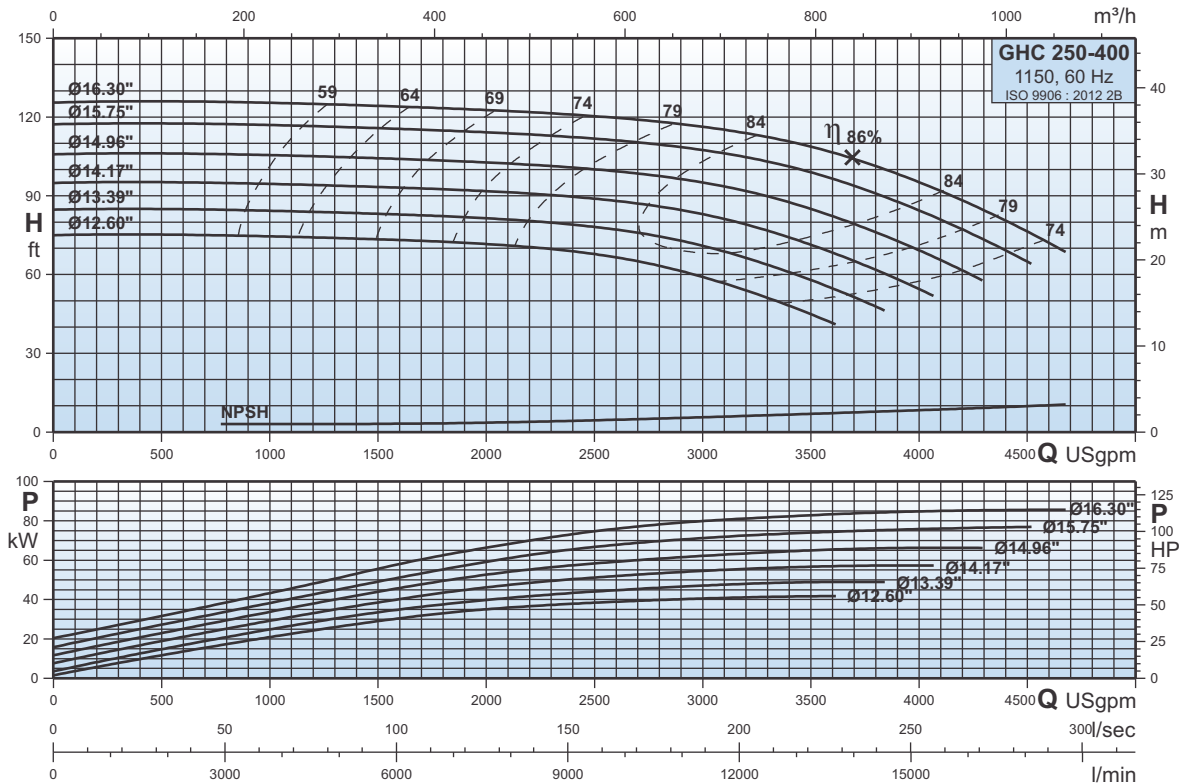
1150



GHC 250-400

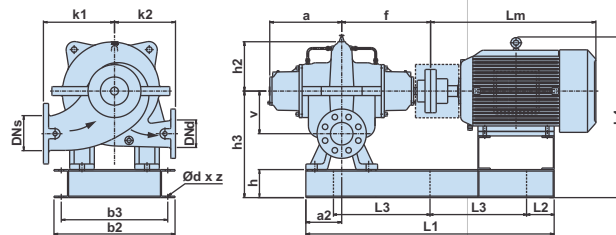
Curvas Características
Characteristic Curves
Courbes Caractéristiques

1150



Dimensiones y pesos
Dimensions and Weights
Dimensions et poids

1150



GHC 250-315, GHC 250-400

P ₂	[HP]	GHC 250-315					GHC 250-400				
		30	40	50	60	75	60	75	100	125	
Carcasa/Frame/Armature	[kW]	22	30	37	45	55	45	55	75	90	
ANSI	[psi]	125	125	125	125	125	125	125	125	125	
DN _s	[pulgadas/inch/pouces]	12,00	12,00	12,00	12,00	12,00	12,00	12,00	12,00	12,00	
DN _d	[pulgadas/inch/pouces]	10,00	10,00	10,00	10,00	10,00	10,00	10,00	10,00	10,00	
a	[pulgadas/inch/pouces]	17,40	17,40	17,40	17,40	17,40	17,28	17,28	17,28	17,28	
a2	[pulgadas/inch/pouces]	10,24	10,24	10,24	10,24	10,24	10,24	10,24	10,24	10,24	
f	[pulgadas/inch/pouces]	21,77	21,77	21,77	21,77	21,77	21,65	21,65	21,65	21,65	
k1	[pulgadas/inch/pouces]	20,67	20,67	20,67	20,67	20,67	21,65	21,65	21,65	21,65	
k2	[pulgadas/inch/pouces]	17,72	17,72	17,72	17,72	17,72	18,70	18,70	18,70	18,70	
v	[pulgadas/inch/pouces]	10,43	10,43	10,43	10,43	10,43	10,83	10,83	10,83	10,83	
h2	[pulgadas/inch/pouces]	12,83	12,83	12,83	12,83	12,83	13,50	13,50	13,50	13,50	
h3	[pulgadas/inch/pouces]	26,18	26,18	26,18	26,18	26,18	26,57	26,57	26,57	26,57	
h4	[pulgadas/inch/pouces]	36,30	37,36	37,36	38,66	38,66	39,06	39,06	40,55	40,55	
Lm	[pulgadas/inch/pouces]	32,44	33,62	34,61	38,66	38,70	38,66	38,70	39,29	43,07	
h	[pulgadas/inch/pouces]	4,92	4,92	4,92	4,92	4,92	4,92	4,92	4,92	4,92	
b2	[pulgadas/inch/pouces]	31,50	31,50	31,50	31,50	31,50	34,25	34,25	34,25	34,25	
b3	[pulgadas/inch/pouces]	28,94	28,94	28,94	28,94	28,94	31,69	31,69	31,69	31,69	
L1	[pulgadas/inch/pouces]	56,38	56,77	57,95	61,50	61,50	61,50	61,50	62,76	66,38	
L2	[pulgadas/inch/pouces]	2,95	2,95	2,95	2,95	2,95	2,95	2,95	2,95	2,95	
L3	[pulgadas/inch/pouces]	25,24	25,43	26,02	27,80	27,80	27,80	27,80	28,43	30,24	
Ød x z		0,87 X 6	0,87 X 6	0,87 X 6	0,87 X 6	0,87 X 6	0,87 X 6	0,87 X 6	0,87 X 6	0,87 X 6	
Peso neto Net weight Poids net	[lbs]	2180	2330	2438	2702	2768	2801	2867	3302	3632	
Peso bruto Gross weight Poids brut	[lbs]	2642	2794	2906	3186	3252	3304	3370	3806	4151	
Volumen bruto Gross volume Volume brut	[ft ³]	107,48	109,08	110,41	115,89	115,95	123,08	123,14	123,99	129,43	